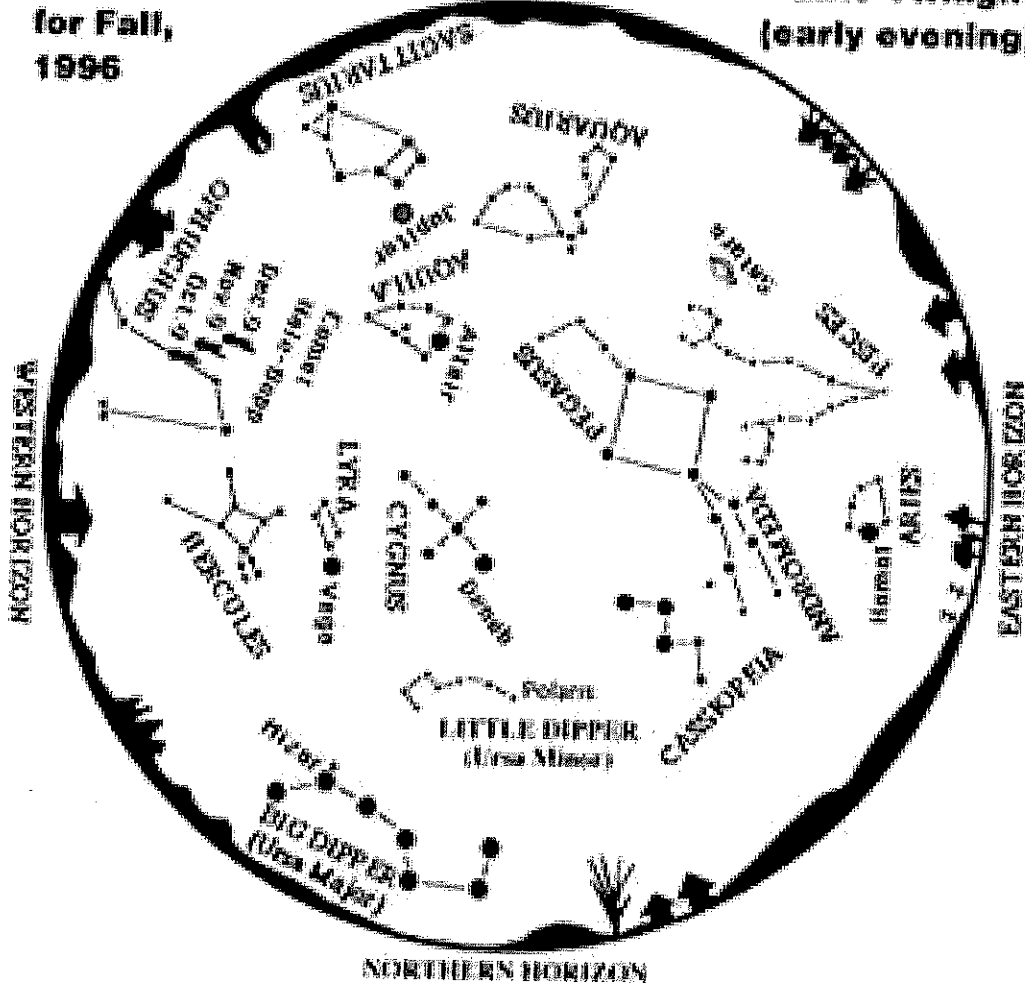


**Star Map
for Fall,
1996**

SOUTHERN HORIZON

**Late Twilight
(early evening)**




**One World One Sky
Pre and Post Outreach
Activities**

One World One Sky

<p><u>Pre Activity #1: Order of the Planets</u></p> <p><u>Materials:</u> Copy of "Order of the Planets," planet names, and blank page for each child, pencils, colors, scissors, glue.</p>	<p><u>Instructions:</u></p> <ol style="list-style-type: none"> 1. See attached instructions.
<p><u>Pre Activity #2: Solar System Color Page</u></p> <p><u>Materials:</u> Copy of picture for each child, crayons</p>	<p><u>Instructions:</u></p> <ol style="list-style-type: none"> 1. Have students color picture and learn planet names.
<p><u>Post Activity #1. My Day and Night Sky Observation Booklet</u></p> <p><u>Materials:</u> A copy of all the booklet pages for each child, pencils, crayons.</p>	<p><u>Instructions:</u></p> <ol style="list-style-type: none"> 1. Have students fill out booklet answers and draw pictures in the boxes.
<p><u>Post Activity #2: If I lived in space...</u></p> <p><u>Materials:</u> Copies of "If I lived in space..." page for each student, pencils, crayons.</p>	<p><u>Instructions:</u></p> <ol style="list-style-type: none"> 1. Have students write their responses and draw pictures of themselves.
<p><u>Post Activity #3: Moon Math</u></p> <p><u>Materials:</u> Copy of "Moon Math" page for each child, pencils.</p>	<p><u>Instructions:</u></p> <ol style="list-style-type: none"> 1. See attached instructions.

Directions: Color the astronaut. Cut out the large rectangle and then cut along the dotted lines to create flaps. Glue onto the other sheet with the planet names.

ORDER OF THE PLANETS



MY

VERY

EXCITED

MOTHER

JUST

SERVED

US

NACHOS

Name: _____

Place glue here.

MERCURY

VENUS

EARTH

MARS

JUPITER

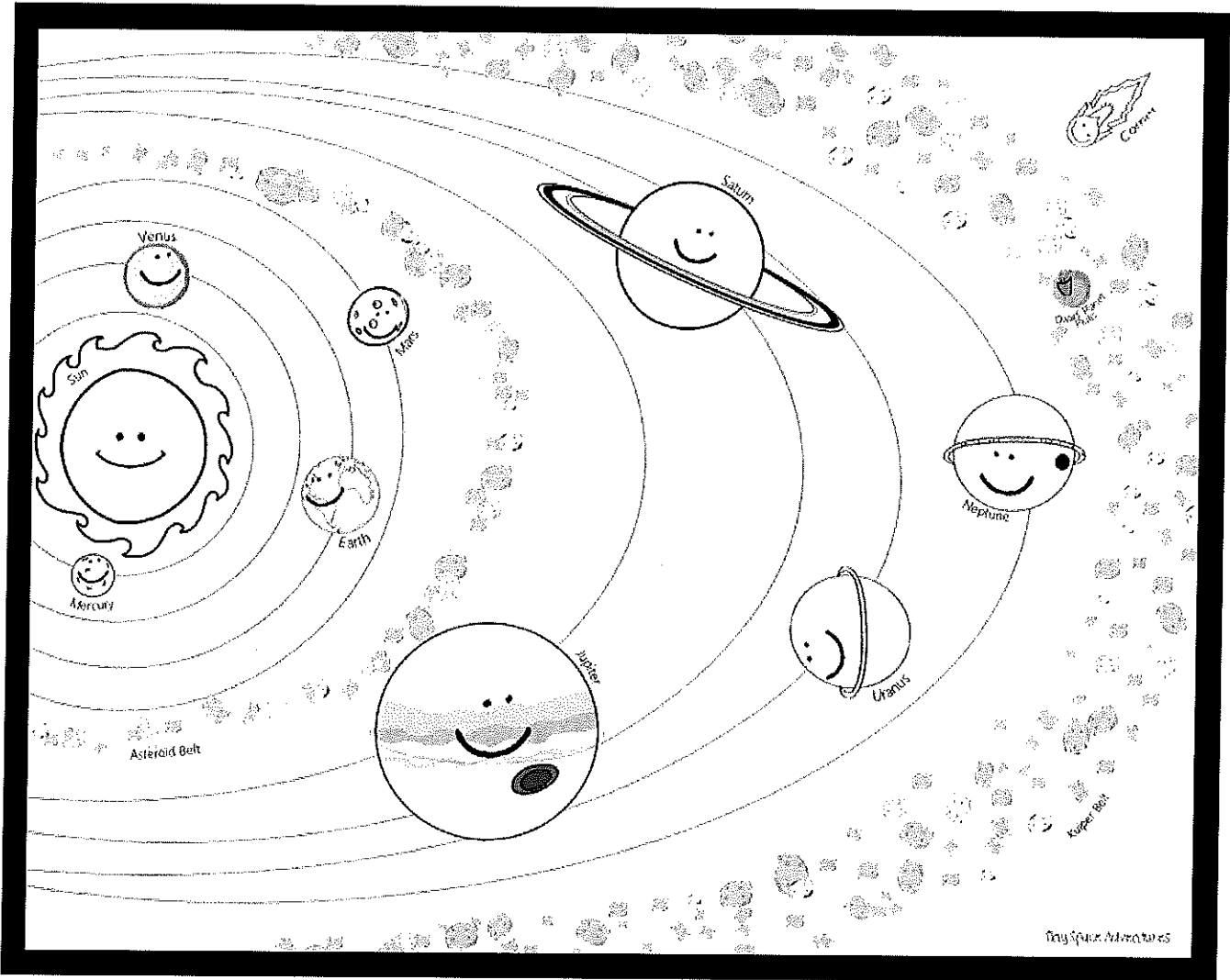
SATURN



URANUS

NEPTUNE

Name: _____


Place glue here.





My Day and Night Sky Observations

Name: _____



in the morning

Time: _____

I observe...


Sun

Moon


Stars

Clouds

Illustrate:



How is the morning sky
SIMILAR to the
night sky?



in the afternoon

Time: _____

I observe...


Sun

Moon


Stars

Clouds

Illustrate:



The afternoon sky
is most SIMILAR to...



in the evening

Time: _____

I observe...


Sun

Moon

Stars

Clouds

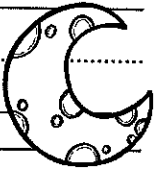

Illustrate:



How is the night sky
DIFFERENT from
the morning sky?

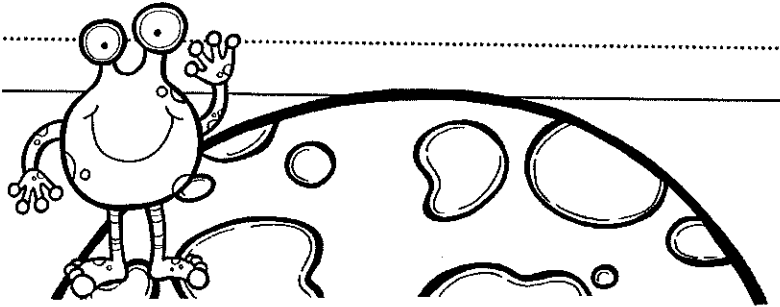
Name: _____

★ If I lived in space. ★



Handwriting practice lines consisting of ten sets of horizontal lines. Each set includes a solid top line, a dashed middle line, and a solid bottom line.

What I would look like



Moon Math!

Count the Craters of the moon. Write the number in each moon in the box below each moon.

Name: _____

